

XBRL Excel Utility

1.	Overview
2.	Before you begin
3.	Index
4.	Steps for filing Shareholding Pattern

1. Overview

The excel utility can be used for creating the XBRL/XML file for e-filing of shareholding pattern.

Shareholding pattern XBRL filling consists of two processes. Firstly generation of XBRL/XML file of the Shareholding pattern, and upload of generated XBRL/XML file to BSE Listing Center.

2. Before you begin

1. The version of Microsoft Excel in your system should be Microsoft Office Excel 2007 and above.
2. The system should have a file compression software to unzip excel utility file.
3. Make sure that you have downloaded the latest Excel Utility from BSE Website to your local system.
4. Make sure that you have downloaded the Chrome Browser to view report generated from Excel utility
5. Please enable the Macros (if disabled) as per instructions given in manual, so that all the functionalities of Excel Utility works fine. Please first go through Enable Macro - Manual attached with zip file.

3. Index

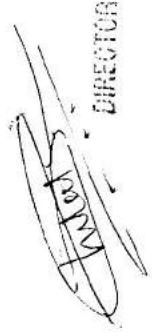
1	Details of general information about company
2	Declaration
3	Summary
4	Shareholding Pattern

4. Steps for Filing Shareholding Pattern

I. Fill up the data: Navigate to each field of every section in the sheet to provide applicable data in correct format. (Formats will get reflected while filling data.)

- Use paste special command to paste data from other sheet.

FOR ANURAG PILLAI & ASSOCIATES LTD.


DIRECTOR

II. Validating Sheets: Click on the "Validate " button to ensure that the sheet has been properly filled and also data has been furnished in proper format. If there are some errors on the sheet, excel utility will prompt you about the same.

III. Validate All Sheets: Click on the "Home" button. And then click on "Validate All Sheet" button to ensure that all sheets has been properly filled and validated successfully. If there are some errors on the sheet, excel utility will prompt you about the same and stop validation at the same time. After correction, once again follow the same procedure to validate all sheets.

Excel Utility will not allow you to generate XBRL/XML until you rectify all errors.

IV. Generate XML : Excel Utility will not allow you to generate XBRL/XML unless successful validation of all sheet is completed. Now click on 'Generate XML' to generate XBRL/XML file.

- Save the XBRL/XML file in your desired folder in local system.

V. Generate Report : Excel Utility will allow you to generate Report. Now click on 'Generate Report' to generate html report.

- Save the HTML Report file in your desired folder in local system.

- To view HTML Report open "Chrome Web Browser".

- To print report in PDF Format, Click on print button and save as PDF.

VI. Upload XML file to BSE Listing Center: For uploading the XBRL/XML file generated through Utility, login to BSE Listing Center and upload generated xml file. On Upload screen provide the required information and browse to select XML file and submit the XML.

5. Fill up the Shareholding Pattern

1. Cells with red fonts indicate mandatory fields.

2. If mandatory field is left empty, then Utility will not allow you to proceed further for generating XML.

3. You are not allowed to enter data in the Grey Cells.

4. If fields are not applicable to your company then leave it blank. Do not insert Zero unless it is a mandatory field.

5. Data provided must be in correct format, otherwise Utility will not allow you to proceed further for generating XML.

6. Adding new rows: Sections such as Promoters details allow you to enter as much data in a tabular form. You can Click on "Add" to add more rows.

7. Deleting rows: Rows that has been added can be removed by clicking the button "Delete". A popup will ask you to provide the range of rows you want to delete.

8. Select data from "Dropdown list" wherever applicable.

9. Adding Notes: Click on "Add Notes" button to add notes

FOR ANTI-CORRUPTION PROGRAM IMPLEMENTATION

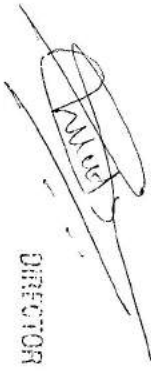


DIRECTOR

General information about company

Scrip code	509367
Name of the company	ANDHRA PRADESH TANNERIES LIMITED
Whether company is SME	No
Class of Security	Equity Shares
Type of report	Quarterly
Quarter Ended / Half year ended/Date of Report (For Prelisting / Allotment)	30-06-2017
Date of allotment / extinguishment (in case Capital Restructuring selected) / Listing Date	
Shareholding pattern filed under	Regulation 31 (1) (b)

FOR ANDHRA PRADESH TANNERIES LTD.



DIRECTOR

Sr. No.	Particular	Yes/No
1	Whether the Listed Entity has issued any partly paid up shares?	No
2	Whether the Listed Entity has issued any Convertible Securities ?	No
3	Whether the Listed Entity has issued any Warrants ?	No
4	Whether the Listed Entity has any shares against which depository receipts are issued?	No
5	Whether the Listed Entity has any shares in locked-in?	No
6	Whether any shares held by promoters are pledge or otherwise encumbered?	No
7	Whether company has equity shares with differential voting rights?	No

FOR ARUNHA PRACTICE MANAGER LTD.


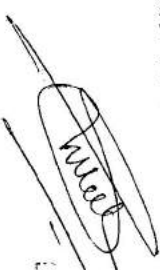

 MANAGER

Table 1 - Summary Statement holding of specified securities

Note : Data will be automatically populated from shareholder pattern sheet - Data Entry Restricted in this sheet

Category (I)	Category of shareholder (II)	Nos. of shareholders (III)	No. of fully paid up equity preferred (IV)	No. of partly paid up equity shares held (V)	No. of shares underlying Depository Receipts (VI)	Total nos. shares held (VII) = (IV)+(V)+(VI)	Shareholding as a % of total no. of shares (calculated as per SCRR, 1957) As a % of (A+B+C2)	Number of Voting Rights held in each class of securities(X)			Total as a % of (A+B+C)	No. of Shares Underlying Outstanding convertible securities (8)	No. of Shares Underlying Outstanding Warrants (9)	No. of Shares Outstanding convertible securities and No. of Warrants (10)	Shareholding, as a % of convertible securities (as a percentage of diluted share capital) (10) * (VII)/(8)	Number of Locked In shares		Number of Shares (11)
								Class X	Class 89Y	Total						No. (12)	As a % of total Shares held (13)	
(A)	Promoter & Promoter Group	2		1541972		1541972	88.27	1541972.00		1541972.00	88.27				88.27			
(B)	Public	498		2180201		2180201	11.73	2180201.00		2180201.00	11.73				11.73			
(C)	Non Promoter - Non Public																	
(C1)	Share held by/for SH																	
(C2)	Share held by/for Employees/Trusts																	
	Total	498		2200000		2200000	100	2200000.00		2200000.00	100.00				100			

FOR ARDURA PHARMACEUTICALS LTD.


DIRECTOR

Category & Name of the Shareholders (I)	Nos. Of shareholders (III)	No. of fully paid up equity shares held (IV)	Total nos. shares held (VII) = (IV)+(V)+ (VI)	Shareholding as a % of total no. of shares (calculated as per SCRR, 1957) (VII) As a % of (A+B+C2)	Number of Voting Rights held in each class of securities (X)			Shareholding, as a % assuming full conversion of convertible securities (as a percentage of diluted share capital) (XI)= (VII)+(X) As a % of (A+B+C2)	Number of equity shares held in dematerialized form (XIV)
					No of Voting (XIV) Rights		Total as a % of Total Voting rights		
					Class eg: X	Total			
Table II - Statement showing shareholding pattern of the Promoter and Promoter Group									
Indian									
Individuals/Hindu undivided Family	1	864108	864108	39.28	864108.00	864108	39.28	39.28	0
Central Government/ State Government(s)									
Financial Institutions/ Banks	1	1077864	1077864	48.99	1077864.00	1077864	48.99	48.99	0
Any Other (specify)	2	1941972	1941972	88.27	1941972.00	1941972	88.27	88.27	0
Sub-Total (A)(1)									
Foreign									
Individuals (Non Resident Individuals/ Foreign Individuals)									
Government Institutions									
Foreign Portfolio Investor									
Any Other (specify)									
Sub-Total (A)(2)									
Total Shareholding of Promoter and Promoter Group (A)=(A)(1)+(A)(2)	2	1941972	1941972	88.27	1941972.00	1941972	88.27	88.27	0
Details of Shares which remain unclaimed for Promoter & Promoter Group									

Table III - Statement showing shareholding pattern of the Public shareholder institutions

Mutual Funds	Venture Capital Funds	Alternate Investment Funds

Note: Kindly show details of shareholding having more than 1% shareholding of total no. of shares. Please refer to the attached schedule.

FOR ANDHRA PRADESH TANNARIES LTD.

(Signature)

Foreign Venture Capital Investors											
Foreign Portfolio Investors											
Financial Institutions/Banks	1	20000	20000	0.91	20000	20000	0.91	20000	0.91	0	
Insurance Companies											
Provident Funds/ Pension Funds											
Any Other (Specify)											
Sub-Total (B)(1)	1	20000	20000	0.91	20000.00	20000	0.91	20000	0.91	0	
Central Government/ State Government(s)/ President of India											
Sub-Total (B)(2)											
Non-Institutions											
Individuals -											
i. Individual shareholders holding nominal share capital up to Rs. 2 lakhs.	431	73050	73050	3.32	73050	73050	3.32	73050	3.32	0	
ii. Individual shareholders holding nominal share capital in excess of Rs. 2 lakhs.											
NBFCs registered with RBI											
Employee Trusts											
Overseas Depositories (holding DRs) (balancing figure)											
Any Other (Specify)	4	164978	164978	7.50	164978	164978	7.50	164978	7.50	0	
Sub-Total (B)(3)	435	238028	238028	10.82	238028.00	238028	10.82	238028	10.82	0	
Total Public Shareholding (B)=(B)(1)+(B)(2)+(B)(3)	436	258028	258028	11.73	258028.00	258028	11.73	258028	11.73	0	

Details of the shareholders acting as persons in Concert for Public

Details of Shares which remain unclaimed for Public

Table IV - Statement showing shareholding pattern of the Non Promoter- Non Public shareholder

Custodian/DR Holder - Name of DR Holders (if Available)	Employee Benefit Trust (under SEBI (Share based Employee Benefit) Regulations, 2014)	Total NonPromoter- Non Public Shareholding (C)=(C)(1)+(C)(2)									

FOR ANDHRA PRADESH INDUSTRIES LTD.



Total (A+B+C2)	438	2200000	2200000	100.00	2200000.00	2200000	100.00	100.00
Total (A+B+C)	438	2200000	2200000	100.00	2200000.00	2200000	100.00	100.00

Disclosure of notes on shareholding pattern

Annexure

FOR ANGENA PRODUCTS SERVICES LTD.

[Signature]
DIRECTOR

Serial No.	Name of the Shareholders (i)	PAN (ii)	No. of fully paid up equity shares held (iv)	Total nos. shares held (vii) = (iv)+(vi)+(viii)	Shareholding as a % of total no. of shares (calculated as per SCRR, 1957) (viii) As a % of (A+B+C2)	Number of Voting Rights held in each class of securities		Total as a % of Total Voting Rights	Shareholding, as a % assuming full conversion of convertible securities (as a percentage of diluted share capital) (xi) = (vii)+(x) As a % of (A+B+C2)	Number of equity shares held in dematerialized form (xiv)	Reason for not providing PAN
						No of Voting Rights	Total				
B1(f) Financial Institutions/ Banks											
Disclosure of shareholder holding more than 1% of total number of shares											
Click here to go back											
Total											

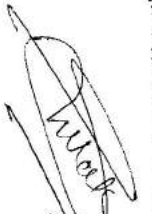
FOR ANDHRA PRADESH BANKERS LTD.



DIRECTOR

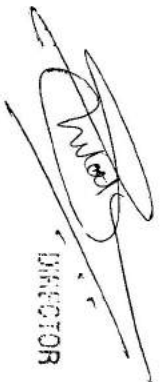
Serial No.	Name of the Shareholders (i)	PAN (ii)	No. of fully paid up equity shares held (iv)	Total nos. shares held (vii) = (v)+(iv)+ (vi)	Shareholding as a % of total no. of shares (calculated as per SCRR, 1957) (viii) As a % of (A+B+C2)	Number of Voting Rights held in each class of securities			Shareholding, as a % assuming full conversion of convertible securities (as a percentage of diluted share capital) (xi) = (vii)+(x) As a % of (A+B+C2)	Number of equity shares held in dematerialized form (xiv)	Reass prov
						No of Voting Rights	Class eg: X	Total as a % of Total Voting rights			
Financial Institutions/ Banks											
						Total					
Click here to go back											

FOR ASSURA FINANCIAL SERVICES LTD.


 DIRECTOR

Serial No.	Name of the Shareholders (i)	PAN (ii)	No. of fully paid up equity shares held (iv)	Total nos. shares held (vii) = (iv)+(v)+ (vi)	Shareholding as a % of total no. of shares (calculated as per SCRR, 1957) (viii) As a % of (A+B+C2)	Number of Voting Rights held in each class of securities		Total as a % of Total Voting rights	Shareholding, as a % assuming full conversion of convertible securities (as a percentage of diluted share capital) (xi) = (vii)-(x) As a % of (A+B+C2)	Number of equity shares held in dematerialized form (xiv)	Reason for not providing PAN
						No of Voting (xiv) Rights	Class eg: X				
B1(f) Financial Institutions/ Banks											
Disclosure of shareholder holding more than 1% of total number of shares											
Click here to go back											
Total											

FOR ANDHRA PRASAD TANNIES LTD.


 DIRECTOR